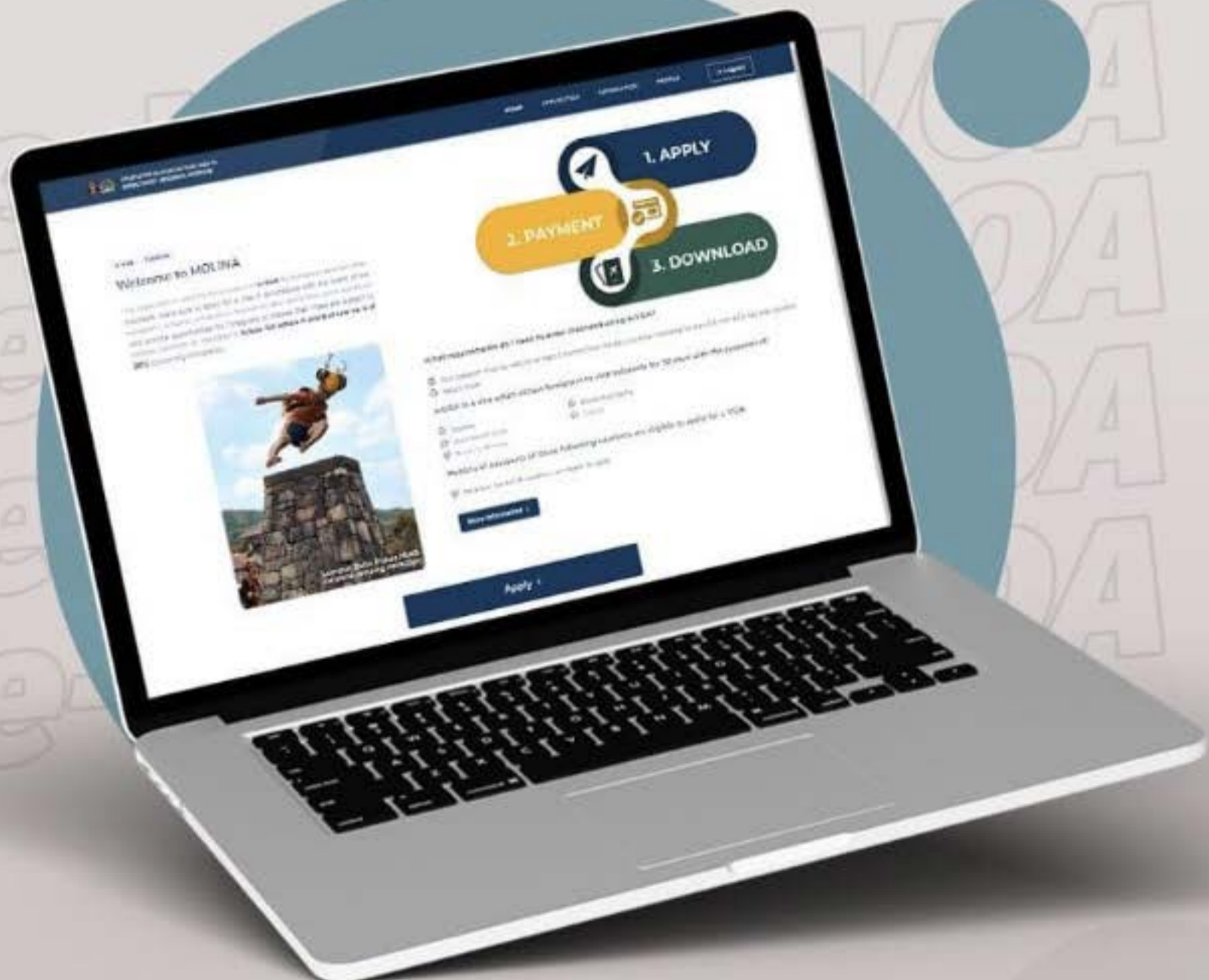
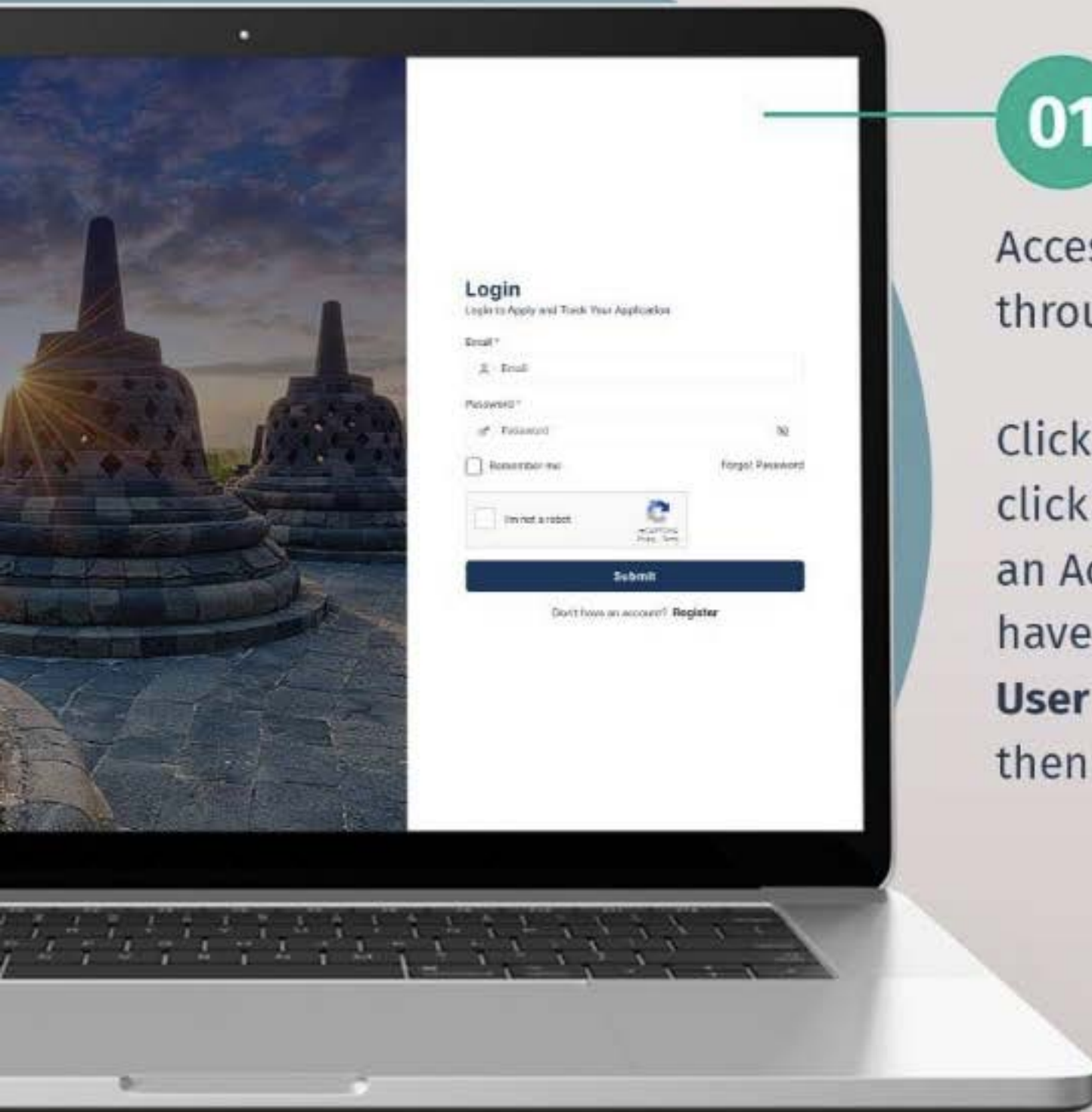




# How to apply for Electronic Visa on Arrival (e-VOA)

Log in at [molina.imigrasi.go.id](https://molina.imigrasi.go.id)





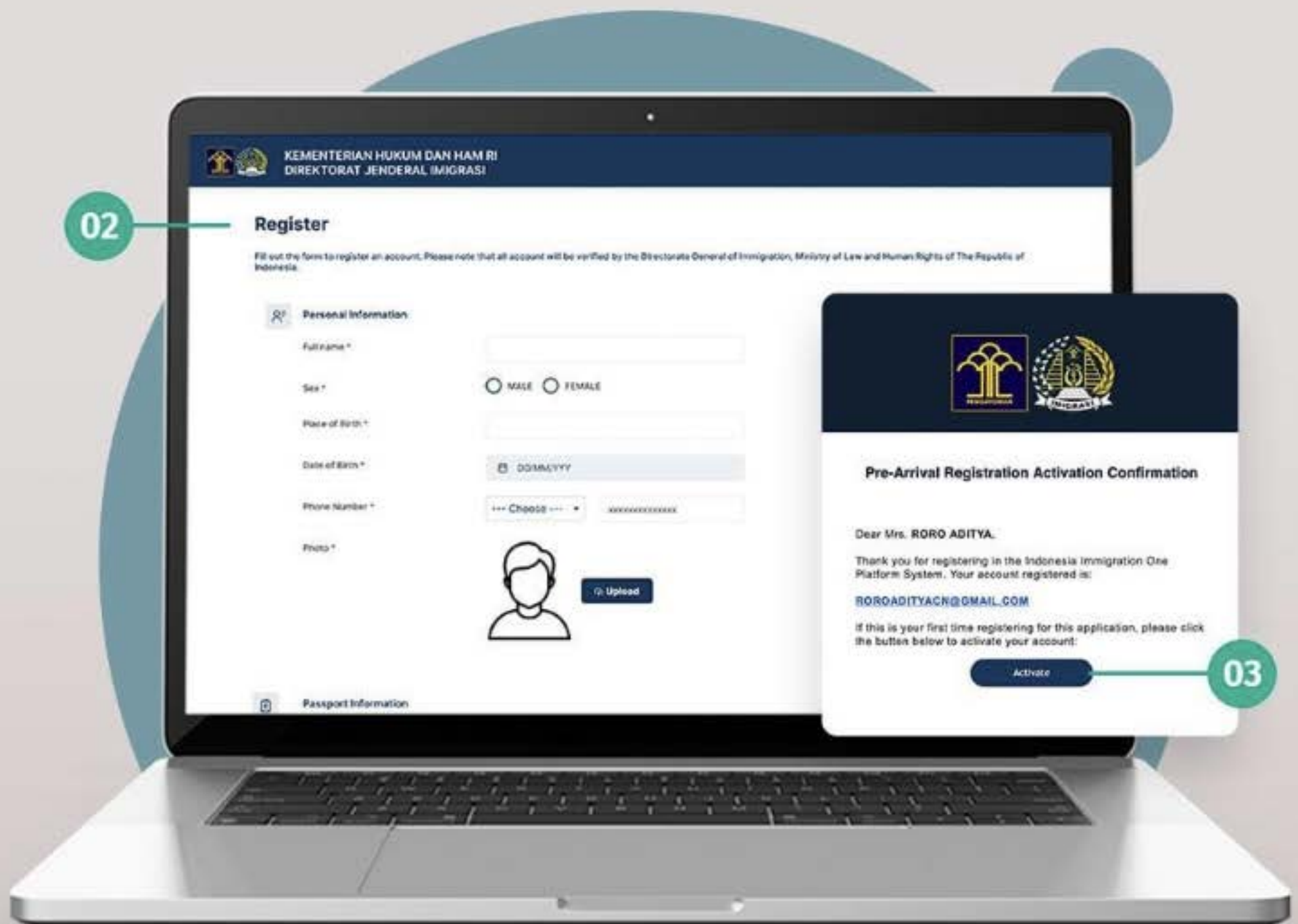
01

Access the application through **[molina.imigrasi.go.id](https://molina.imigrasi.go.id)**

Click the **Login** menu and click **Register** to create an Account. If you already have an account, enter your **User Name** and **Password** then click **Submit** button

02

Complete your personal and passport information, then click **Submit** button



**02** Register

Fill out the form to register an account. Please note that all account will be verified by the Directorate General of Immigration, Ministry of Law and Human Rights of The Republic of Indonesia.

**Personal Information**


Full name \*

Sex \*  MALE  FEMALE

Place of Birth \*

Date of Birth \* DDMMYYYY

Phone Number \* +62 Choose +62 000000000000

Photo \*  Upload

**Passport Information**

**Pre-Arrival Registration Activation Confirmation**

Dear Mrs. RORO ADITYA,

Thank you for registering in the Indonesia Immigration One Platform System. Your account registered is:

[ROROADITYACH@gmail.com](mailto:ROROADITYACH@gmail.com)

If this is your first time registering for this application, please click the button below to activate your account:

Activate

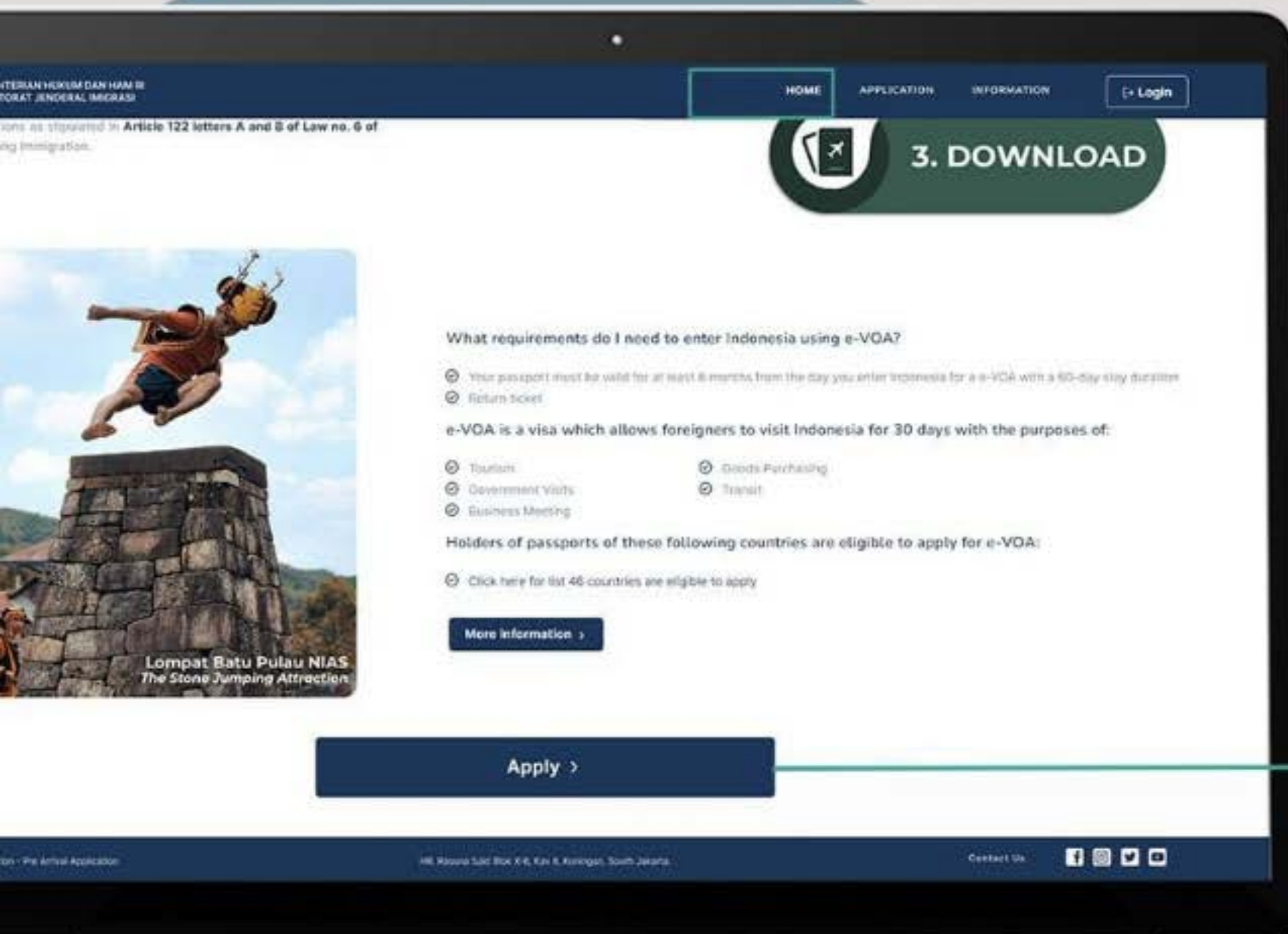
**03**

03

Check your email notification, click **Activate** to activate your account, then continue to log in using your username and password.

04

Go to **Home** menu then click **Apply** button (or go to **Application** menu) to apply your e-VOA.





05

Complete your visa application form, click **Submit** button to continue, then process the payment.

KEMENTERIAN HUKUM DAN HAM RI  
DIREKTORAT JENDERAL IMIGRASI

HOME APPLICATION INFO

### Visa Application

Apply Payment

**VISA Type Information**

VISA Type \* Visa on Arrival 30 Days

**Arrival Information**

Mode of Transportation \* AIR

Flight/Vessel Number \* 0000232

Arrival Date \* 03/11/2022

**Residence Information**

Residence Type \* HOME

Address \* J. L. LUBSILMAN NO.10, RT/ROW 03/003, Kel./Desa BENDA BARI, Kecamatan PAMULANG

Province \* BANTEN

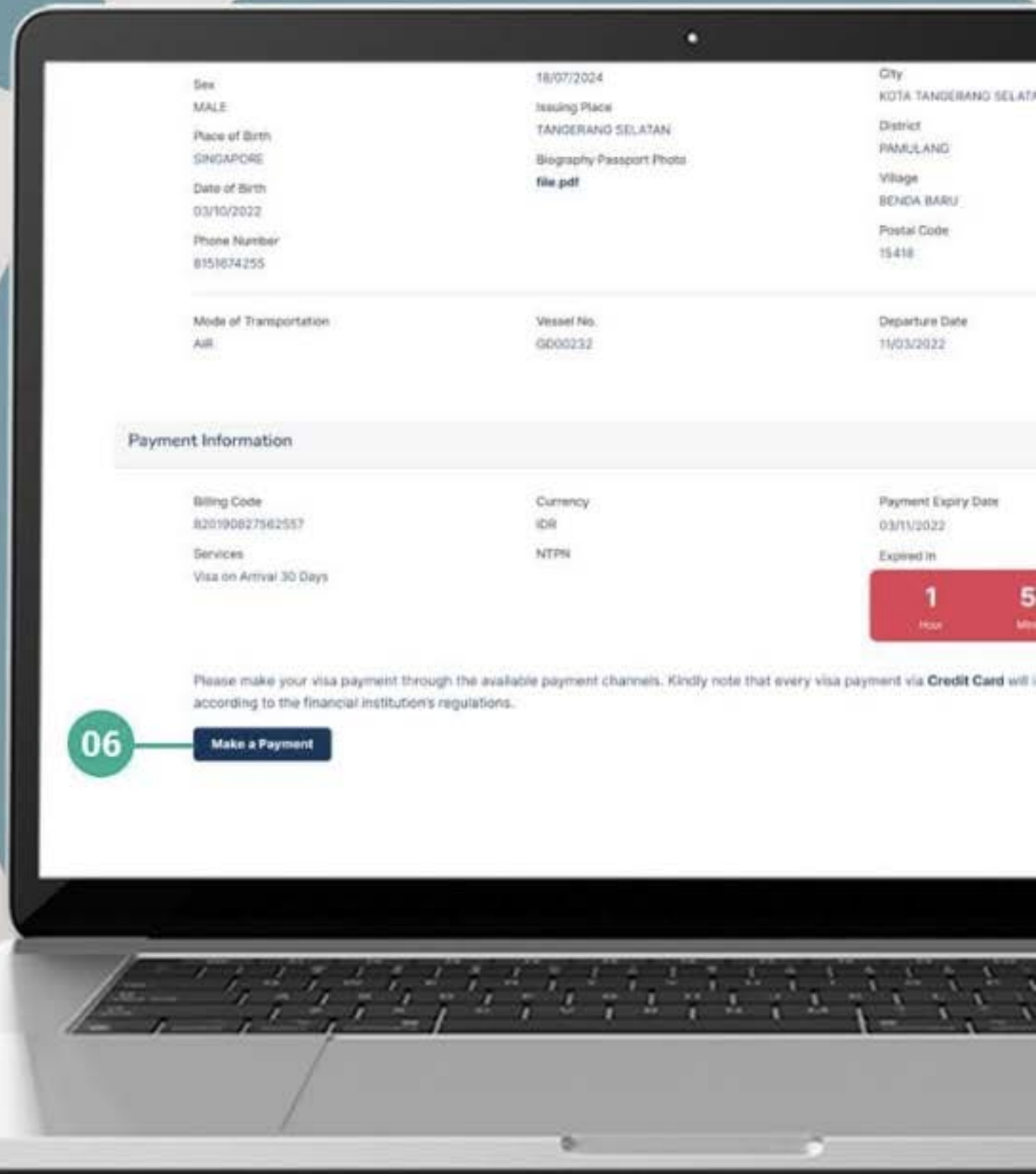
City \* KOTA TANGERANG SELATAN



06

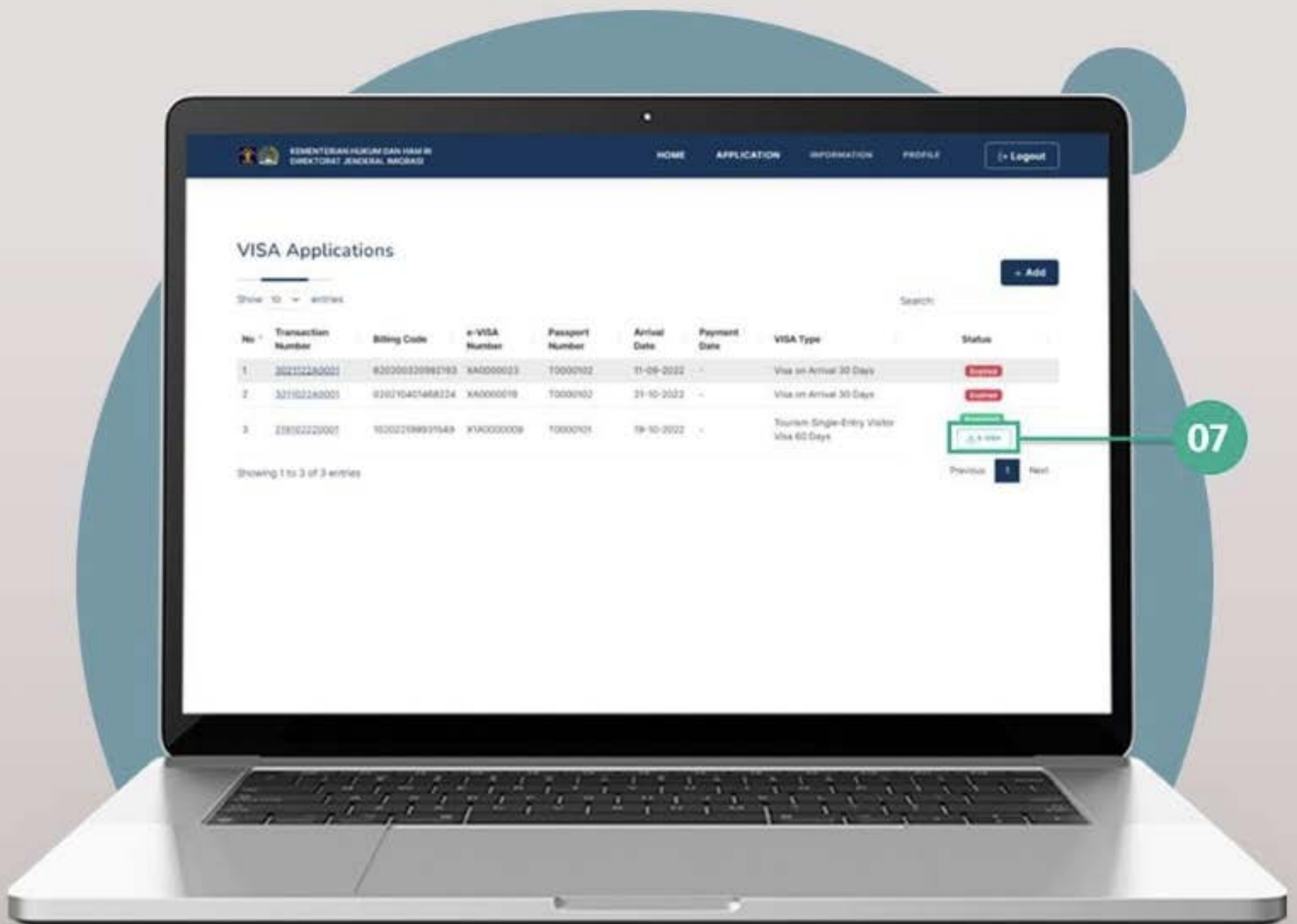
Click **Make a Payment** to process, complete your credit card data, then click **Pay Now**

Online payments with **Visa, Mastercard, and JCB** logos are acceptable



07

Complete and check your payment. Once the payment is successful, e-VOA will be processed. You will receive email notification after your e-VOA is ready. Click **Download** to get your e-VOA.





The visa product is **ready to go**

**DIREKTORAT JENDERAL IMIGRASI**

Dear Mr.  
**GUO JINPENG**

**B213**

**e.VOA**

EVOA			
Name <i>Nama</i>	: GUO JINPENG	Reference No. <i>Referensi</i>	: 303T12ZA0003
Sex <i>Jenis Kelamin</i>	: MALE	Visa No. <i>Nomor Visa</i>	: Z1A0000004
Place of Birth <i>Tempat Lahir</i>	: SHANDONG	Payment Receipt No. <i>Nomor Resi Pembayaran</i>	: KA00000004
Date of Birth <i>Tanggal Lahir</i>	: 20/04/1977	Number of Entries	: SINGLE
Nationality <i>Kewarganegaraan</i>	: CHINA	Valid from <i>Berlaku Sejak</i>	: 03/11/2022
Passport No. <i>No. Paspor</i>	: PE2220494	Valid until <i>Berlaku Sampai Dengan</i>	: 31/01/2023
Passport Issue Date <i>Tgl. Issuasi Paspor</i>	: 26/10/2022	Duration of Stay <i>Lama Tinggal</i>	: 30 DAYS
Passport Expiry Date <i>Tgl. Kadaluwarsa Paspor</i>	: 26/10/2027		
Address in Indonesia <i>Alamat di Indonesia</i>	HOTEL BOROBUDUR JAKARTA		

**DISCLAIMER:**

1. Kindly note that, information on any international e-visa cannot be changed and the fee paid for an e-visa is not refundable.
2. The information on your e-visa must match the information on your valid travel document completely, otherwise, your e-visa will be invalid. In this regard, you must create and complete a new application, if the persons recorded to the accompanying section of your passport are to travel with you. It is essential that they also get e-visa.
3. E-visa shall not be valid for purposes other than tourism and business trips. Visa applications such as work, study, etc. must be made via e-visa application. It is your own responsibility to check whether your residence permit has expired or not.
4. Should your stay upon single entry without residence permit be longer than 30 days, you may well be sentenced by administrative fine.
5. In exceptional circumstances, it is possible that Indonesian legislation may not permit an e-visa holder to enter later in Indonesia.
6. For more information, please visit <http://www.imigrasi.go.id>

Please show your **soft copy** or **printed of approved e-VOA** to the officers at the **Immigration Checkpoints**